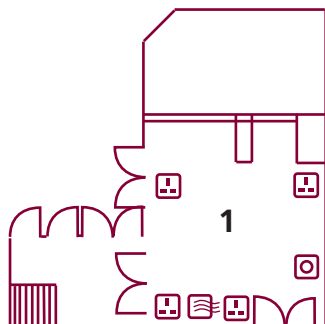
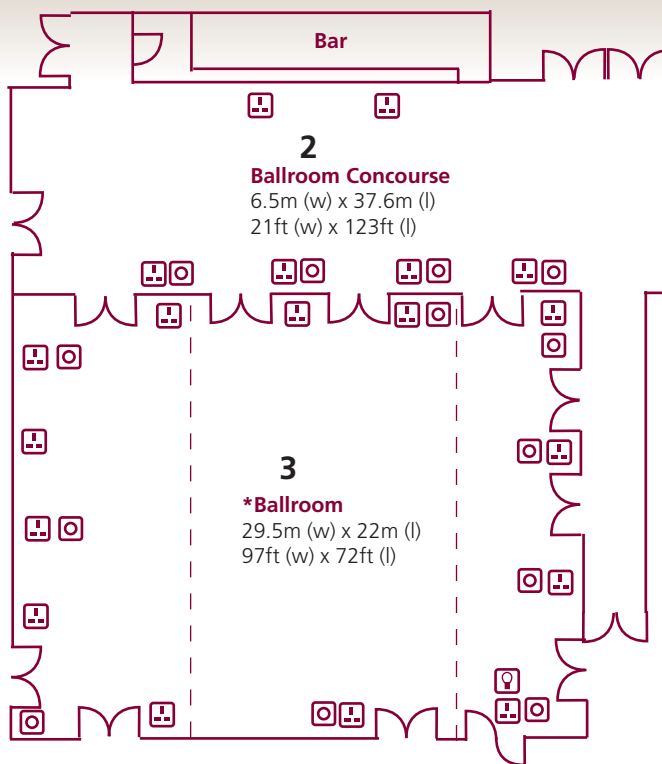




**Syndicate Ground Floor**  
4m (w) x 9m (l)  
13ft (w) x 29ft (l)



**Cedar Ground Floor**  
8.8m (w) x 9.1m (l)  
29ft (w) x 30ft (l)



**Redwood Suite 5**  
4.1m (w) x 7.3m (l)  
13.5ft (w) x 24ft (l)

**Redwood Suites Ground Floor**



**Redwood Suite 1**  
4.1m (w) x 7.3m (l)  
13.5ft (w) x 24ft (l)

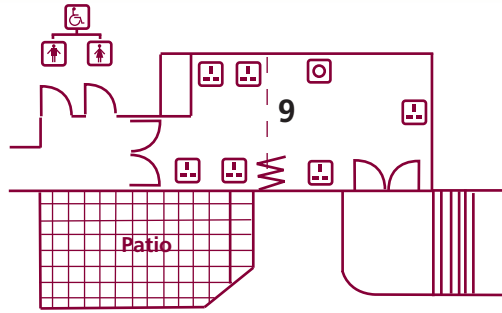
**Redwood Suite 2**  
4.1m (w) x 14.6m (l)  
13.5ft (w) x 47.9ft (l)

**Redwood Suite 3**  
4.1m (w) x 7.3m (l)  
13.5ft (w) x 24ft (l)

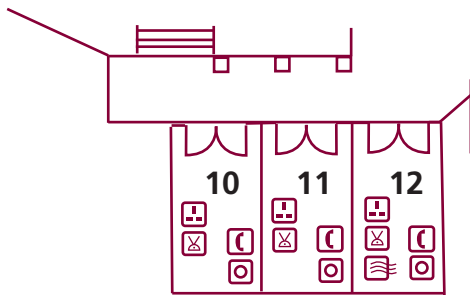
**Redwood Suite 4**  
6.4m (w) x 6.4m (l)  
20ft (w) x 20ft (l)

Room	Dimension (m)	Floor Area (sq. m)	Ceiling Height (m)	Theatre	Classroom	Boardroom	U-Shape	Dinner Dance	Dining	Buffet
Redwood Suites 1,3,5	4.1 x 7.3	30	3.0	25	12	14	12	-	-	-
Redwood Suite 2	4.1 x 14.6	60	3.0	50	25	30	25	12	-	-
Redwood Suites 4	6.4 x 6.4	41	3.0	30	12	20	12	-	-	-
Executive 1, 2 & 3	3.3 x 7.6	25	2.3	10	-	10	12	-	-	-
Renvyle	7 x 3.9	27	2.5	30	-	10	-	-	-	-
Cedar	8.8 x 9.1	80	2.8	60	30	40	30	48	60	70
Syndicate	4 x 9	36	2.4	30	20	20	-	-	-	-
Oak/Elm	11.2 x 19.2	215	2.9	150	100	60	56	156	168	200
Mezzanine	6.7 x 12.1	81	2.5	60	40	35	30	-	60	70
Ballroom	29.5 x 22	655	2.9	850	450	100	80	432	600	800

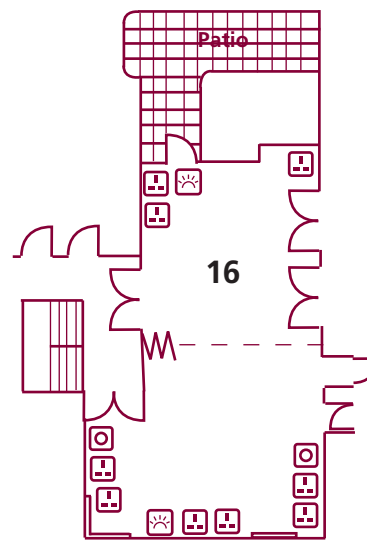
# BALLSBRIDGE HOTEL



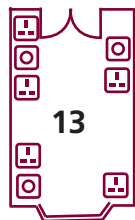
**Mezzanine** *Second Floor*  
 6.7m (w) x 12.1m (l)  
 22ft (w) x 40ft (l)









**Executive Boardrooms 1, 2 & 3**  
*Ground Floor*  
 3.3m (w) x 7.6m (l)  
 11ft (w) x 25ft (l)



**Elm Room & Oak Suites**  
*Second Floor*  
 11.2m (w) x 19.2m (l)  
 37ft (w) x 63ft (l)



**Renvyle**  
*The Tower Ground Floor*  
 7m (w) x 3.9m (l)  
 23ft (w) x 13ft (l)

-  Power Point
-  Data Point
-  TY Point
-  Telephone
-  Natural Light
-  Air Conditioned

\*Car access for exhibitions

Complimentary wireless internet connection throughout our hotels

# BALLSBRIDGE HOTEL